

Date: Tuesday 21<sup>st</sup> April 2020 (21.04.20)

Good morning P4A, P4B and P4/3!

We hope you had a fantastic break and are ready to have a go at your tasks for today.

These are the suggested learning activities for today. Your child can work through these at their own pace at a time which suits your family circumstances. If a task or home learning becomes stressful, it's okay to take a break or do something else, such as play a game or go for a walk outside. Please check ParentMail for an update regarding communication.

Miss Baxter, Mr Galloway, Mrs Mavor and Mrs Wren. 😊

Literacy Activity	
Learning Intention (What we are learning today)	Success Criteria (How can I show that I have learned and understood)
<ul style="list-style-type: none"> <li>To write a personal recount.</li> </ul>	<ul style="list-style-type: none"> <li>Write neatly using joined handwriting.</li> <li>Check spelling.</li> <li>Use first person (I, my, we).</li> <li>Include pictures.</li> <li>Describe your feelings and emotions.</li> </ul>
Explanation of activity	Suggested Resources
<ul style="list-style-type: none"> <li>Write about your Easter holidays. You may wish to write in paragraphs or you may wish to make a comic strip with captions underneath. You can be creative in how you approach this task.</li> <li>Mild - Write about and draw at least 3 events</li> <li>Spicy - Write about and draw at least 5 events</li> <li>Hot - Write about and draw at least 7 events</li> </ul>	<ul style="list-style-type: none"> <li>See below for some templates you may wish to use/adapt if you are unsure of how to present your work.</li> </ul>
Numeracy/Maths Activity	
Learning Intention (What we are learning today)	Success Criteria (How can I show that I have learned and understood)
<p><u>Mild / Spicy</u></p> <ul style="list-style-type: none"> <li>To solve addition word problems.</li> </ul> <p><u>Hot</u></p> <ul style="list-style-type: none"> <li>To solve two step word problems (addition and subtraction).</li> </ul>	<ul style="list-style-type: none"> <li>I can read the question carefully.</li> <li>I can work out the sum I need to do.</li> <li>I can answer the word problem in a sentence.</li> </ul>
Explanation of activity	Suggested Resources
<ul style="list-style-type: none"> <li>Login into Sumdog to have a go at the warm-up challenge your teacher has set up for you today.</li> <li>Have a go at the mild, spicy or hot word problem challenges below.</li> <li>For the HOT challenge, you will not be able to solve the problem doing just one sum! You may also need to use your subtraction AND addition skills.</li> <li>You could write out your sum, draw it on an empty number line, or draw a picture to help you work out the problems.</li> </ul>	<ul style="list-style-type: none"> <li>Word problem challenge cards below.</li> <li>Sumdog</li> <li>Reminder of how to use empty number lines:  <a href="https://www.youtube.com/watch?v=sEHPlaz66cI">https://www.youtube.com/watch?v=sEHPlaz66cI</a> </li> </ul>

## Other Curricular Activity - Art and Design

Learning Intention (What we are learning today)

- To develop craft and collage skills.


Success Criteria (How can I show that I have learned and understood)

- I can attach a cylinder to a flat surface.
- I can use paper/pens to create an interesting design.

Explanation of activity

- You are going to create a desk-tidy to keep pencils in when working at home.
- Decide on a theme for your desk-tidy e.g. favourite animals, sport, sportsperson, author, artist, film, book character, game...or whatever idea you have! (ideas below)

**See Mild/Spicy/Hot description below**



Suggested Resources

- scissors,
- Glue/tape
- Magazines/newspapers
- Cardboard box
- Coloured paper (optional)
- Any craft materials (optional)

### Other Suggested Activities for Today: Extra ways to stay active

Visit the Youth Sport Trust website (link below) - Scroll down the home page to find the links for P.E. home learning, active breaks and 60 second challenges


<https://www.youthsporttrust.org/free-home-learning-resources-0>

Visit the Scottish Youth Dance website (link below) - Scroll down the page to find - Try our free online dance classes. Then click on the link, the dance classes will be posted every Monday (Look out for the age 5-9 option).

<https://ydance.org/> (which is posting dances every Monday for people to try)



# My Easter Holiday Snapshots




# Numeracy

## Mild

Addition and Subtraction to 100 Word Problems

2. If you have 72 rubber ducks and are given another 17, how many rubber ducks would you have?



Addition and Subtraction to 100 Word Problems

5. If you find 49 wooden beads under the sofa and then find another 50 in a box, how many beads would you have?




Addition and Subtraction to 100 Word Problems

7. If you have 47 pennies and you find another 13 in your pocket, how many pennies would you have?



Addition and Subtraction to 100 Word Problems

9. If you bake 50 cookies and then bake another 45, how many cookies would you have baked?



Addition and Subtraction to 100 Word Problems

12. If you count 70 leaves on a path and another 24 leaves fall to the ground, how many leaves would there be?



Addition and Subtraction to 100 Word Problems

19. If you count 62 sheep in a field and 24 cows, how many animals are there altogether?





## Spicy

Addition and Subtraction Word Problem Challenge Cards

7. If a gardener plants 206 daffodil bulbs and 176 tulip bulbs, how many bulbs will the gardener have planted altogether?



Addition and Subtraction Word Problem Challenge Cards

9. If Sam saves £245 and Zain saves £318, how much would they have altogether?



Addition and Subtraction Word Problem Challenge Cards

11. If 324 people visit a farm on Saturday and 239 visit on Sunday, how many people in total will have visited the farm over that weekend?



Addition and Subtraction Word Problem Challenge Cards

13. At St Thomas' school, there are 468 boys and 427 girls. How many children are there at the school altogether?



Addition and Subtraction Word Problem Challenge Cards

15. If you drove 226 miles on Monday and 177 miles on Tuesday, how many miles would you have driven in total?



Addition and Subtraction Word Problem Challenge Cards

2. If you have £155 and your granny gives you an extra £35 for your birthday, how much money would you have altogether?



# Hot

Two-Step Addition and Subtraction Word Problems



The cinema has 700 seats – 113 adults and 276 children come to see the film. How many empty seats are there?

Two-Step Addition and Subtraction Word Problems




Dorothy is saving her money for a new bike costing £286. If she has already saved £39 and is then given £59 for her birthday, how much more does she need to save?



Two-Step Addition and Subtraction Word Problems



A study of 900 people found that 687 were right handed, 174 were left handed and the remainder were ambidextrous (could use either hand). How many were ambidextrous?



Harry wants to go on an adventure holiday. The hotel costs £134, transport costs £65 and skiing lessons cost £139.

How much will Harry's holiday cost altogether?



Mr Klein wants to book a holiday to the Caribbean. He has a budget of £400. His flight will cost £240. His accommodation will cost £175. He would also like to hire a jet ski priced £94 and go on a snorkelling trip priced £60.

Can he afford the holiday? If not, how much more will the holiday cost?



A plane can take 264 passengers. There are 183 people on board. A travel agent booked another 86 people onto the plane.

How many people will not be able to travel?





## Art task

You are going to create a desk-tidy to keep pencils in when working at home.

*These are ideas to get you started but be creative and see what you can come up with.*

Watch the video for some ideas for a simple version:

<https://www.youtube.com/watch?v=jQoSo7ZSWD8>

## Mild

- Cut the bases so you can stick them down.
- Wrap paper around your tubes or simply decorate with pens. (use 3 tubes or more if you want to)
- Cut and decorate a piece of cardboard from a box and stick the tubes to it.
- Decorate the bas

## Spicy

- Begin by cutting one of your toilet roll tubes into two (mark a line about 6cm cut in a straight line or at an angle). You have 3 tubes now - a full size, a medium and a small one.
- Cut the bases so you can stick them down.
- Wrap paper around your tubes or simply decorate with pens.
- Cut and decorate a piece of cardboard from a box and stick the tubes to it.

## Hot

- Begin as Spicy but try to find/make small boxes which can hold pieces of note paper/Post-it notes.

Some decoration ideas:

